

CONSTRUCTION

toddler activity guide

by @hrmarciano

hey mama!


I'M HILARY. A BOY + TWIN MOM WHO LOVES TO HAVE FUN ACTIVITIES PLANNED FOR HER BABES. I'M PROBABLY EITHER THROWING MY BOYS IN THE VAN FOR AN ADVENTURE OR DOING SOME SENSORY OR LEARNING ACTIVITIES WITH THEM AT HOME. IN BETWEEN, I'M INSPIRING YOU TO GET OUTSIDE, LOVE JESUS, APPRECIATE YOUR SPOUSE + BE PRESENT WITH YOUR KIDS.



real life application

HANG OUT WITH ME ON INSTAGRAM TO SEE HOW I INCORPORATE THESE TYPES OF ACTIVITIES INTO MY LIFE WITH 3 WILD BOYS. I ALSO SHARE OTHER AGE APPROPRIATE LIFE SKILLS (LIKE COOKING + OUR FAVORITE RECIPES), SENSORY BIN IDEAS + OUR EVERY DAY ADVENTURES.

connect with me



CONSTRUCTION

toddler activities

ACTIVITY LIST

Activity Bins:

1. Construction Play Dough Mats
2. Construction Counting Activity

Play Trays:

1. Playdough
2. Cereal Site

Sensory Bins:

1. Letter Match
2. Dig It Up
3. Hammer it out

Additional Activities:

- Construction coloring pages (7)
- Construction Movement Cards (2)

PURCHASES

Amazon List

- Mini Construction Trucks
- Car Tape

Dollar Tree

- Play Hammer
- Golf tees
- plant blocks

Sensory Table + Bins

FLISAT from Ikea

Daily Bins

28 quart from Target

Play Tray

THE play tray

dupe from Target

SNACK PLATE

wrecking balls (chocolate covered raisins), nuts + bolts (trail mix), pipes (twizzlers), nails (veggie straws), 2x4s wafers, plywood (graham crackers)

CONSTRUCTION

sensory bin breakdown

LETTER MATCH

What you'll need:

- one of these Upper + Lower Case Match or Upper Lower Case Match
- cereal or dirt for a base
- large sensory bin

Directions:

- make some dirt or use some crushed up cereal as a base for your bin
- add one set of the letters into the bin (upper or lower) + leave the other one outside the bin on the edge for your toddler to match

DIG IT UP

What you'll need:

- sensory bin or large bin
- real or fake dirt (recipe below)
OR kinetic sand
- small construction trucks

Directions:

- let your child explore the sand/dirt by moving it around via all the different functions that a construction vehicle has -- lift, dig, scoop, push, etc.

HAMMER IT OUT

What you'll need:

- foam plant holder
- golf tees
- hammer
- safe place to make a little mess + hammer without knocking things over

Directions:

- let your child hammer the tees into one of those green foam blocks you use in floral design to hold the flowers up (you can usually find them at the dollar store)

CONSTRUCTION

activity bins

PLAYDOUGH MATS

What you'll need:

- Playdough (brown or yellow)
- Construction Play Dough Mats

Directions:

- use the playdough mats + playdough to create different construction themed trucks + items on the mats

COUNTING TRUCKS

What you'll need:

- Construction Counting Activity
- counters (playdough or puff balls or rocks)

Directions:

- form your play dough into small balls and use them to mark how many "balls" are needed for each number on the corresponding play mat
- work with your child to count between 1-10 using different objects you could find

CONSTRUCTION COLORING SHEETS + MOVEMENT CARDS

- Get crafty with your coloring of these fun coloring pages
- Use the movement cards to get some energy out by acting like you're a construction vehicle

CONSTRUCTION

play trays

CONSTRUCTION PLAY DOUGH TRAY

What you'll need:

- brown playdough
- rocks
- mini construction vehicles
- popsicle sticks
- play tray

Directions:

- use a play tray to spread out all of the materials available to play with
- leave the play dough in an easy accessible location for them to get more as needed
- sit back + watch them create or chat about what they are doing with the materials

CEREAL CONSTRUCTION PLAY TRAY

What you'll need:

- rice krispies cereal
- chocolate O's cereal
- mini wheaties cereal
- construction vehicles

Directions:

1. fill 1/3 of the play tray with each of the cereals
2. add construction vehicles, signs + cones to the play tray
3. sit back + watch them dig, scoop, move + lift

BOOKS WE LOVE

Goodnight Goodnight, Construction Site

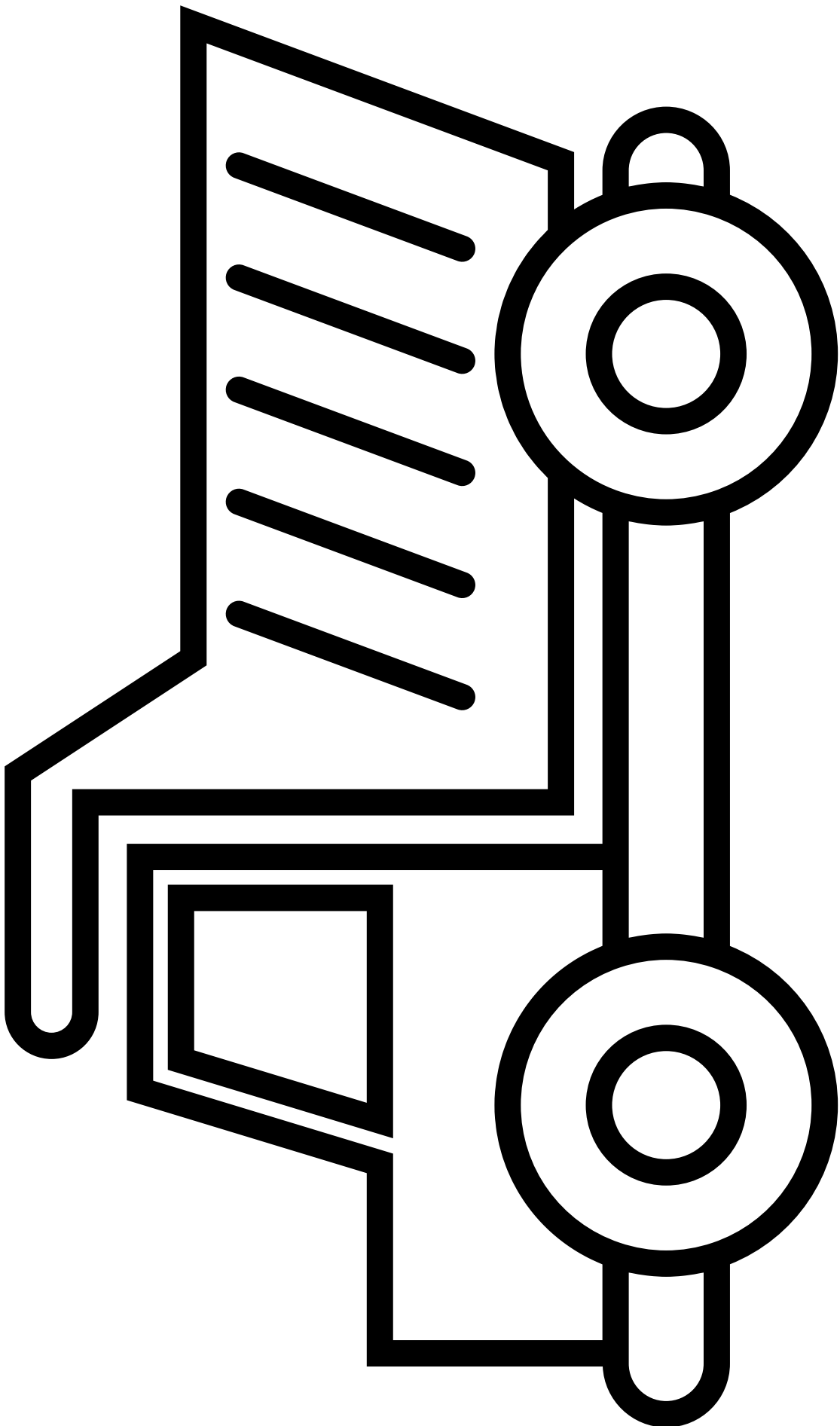
Where Do Diggers Sleep At Night?


Peek A Flap DIG!

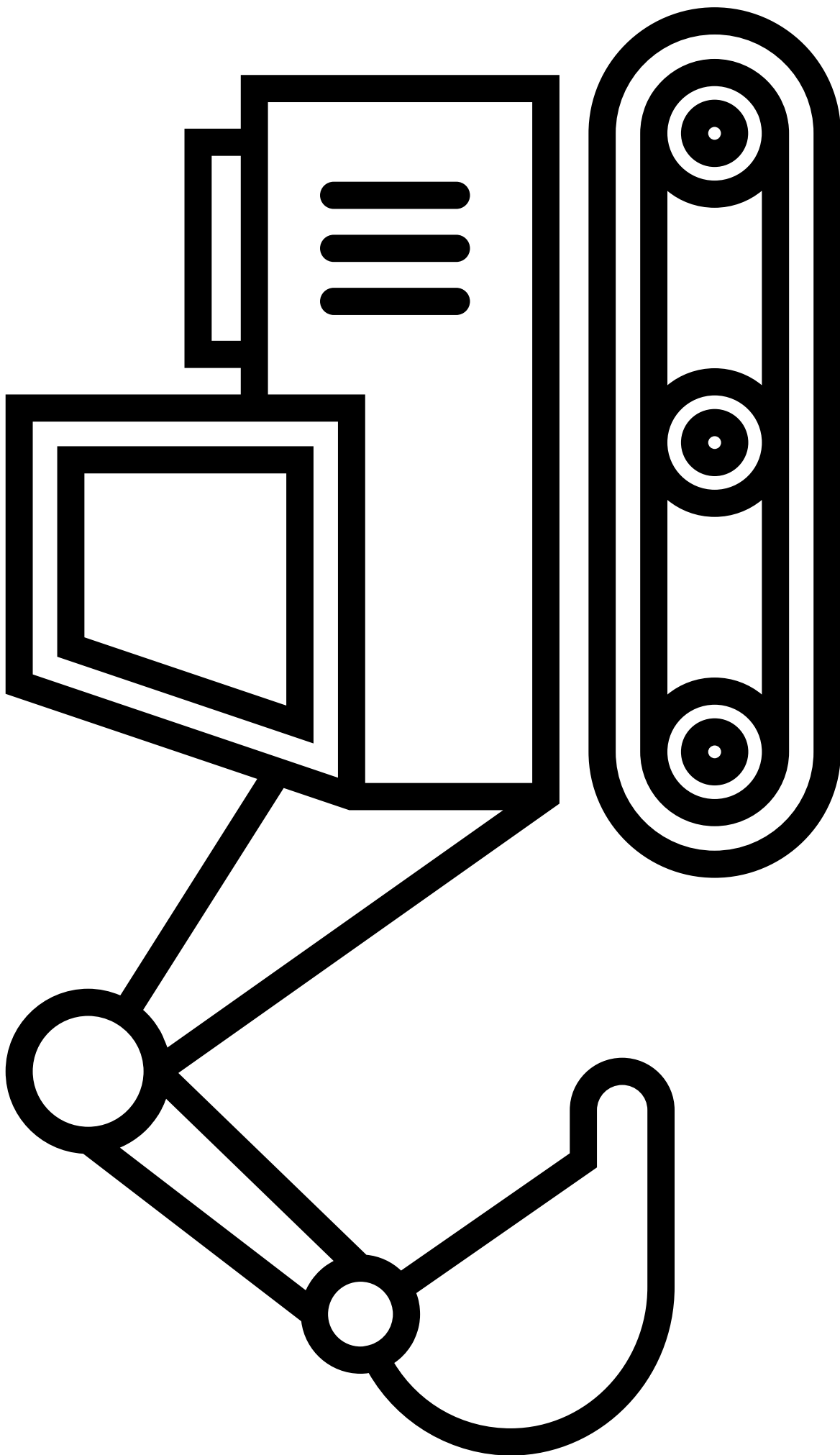
The Ultimate Construction Site Book


My Little Golden Book About Construction Vehicles


Bulldozer's Busy Day



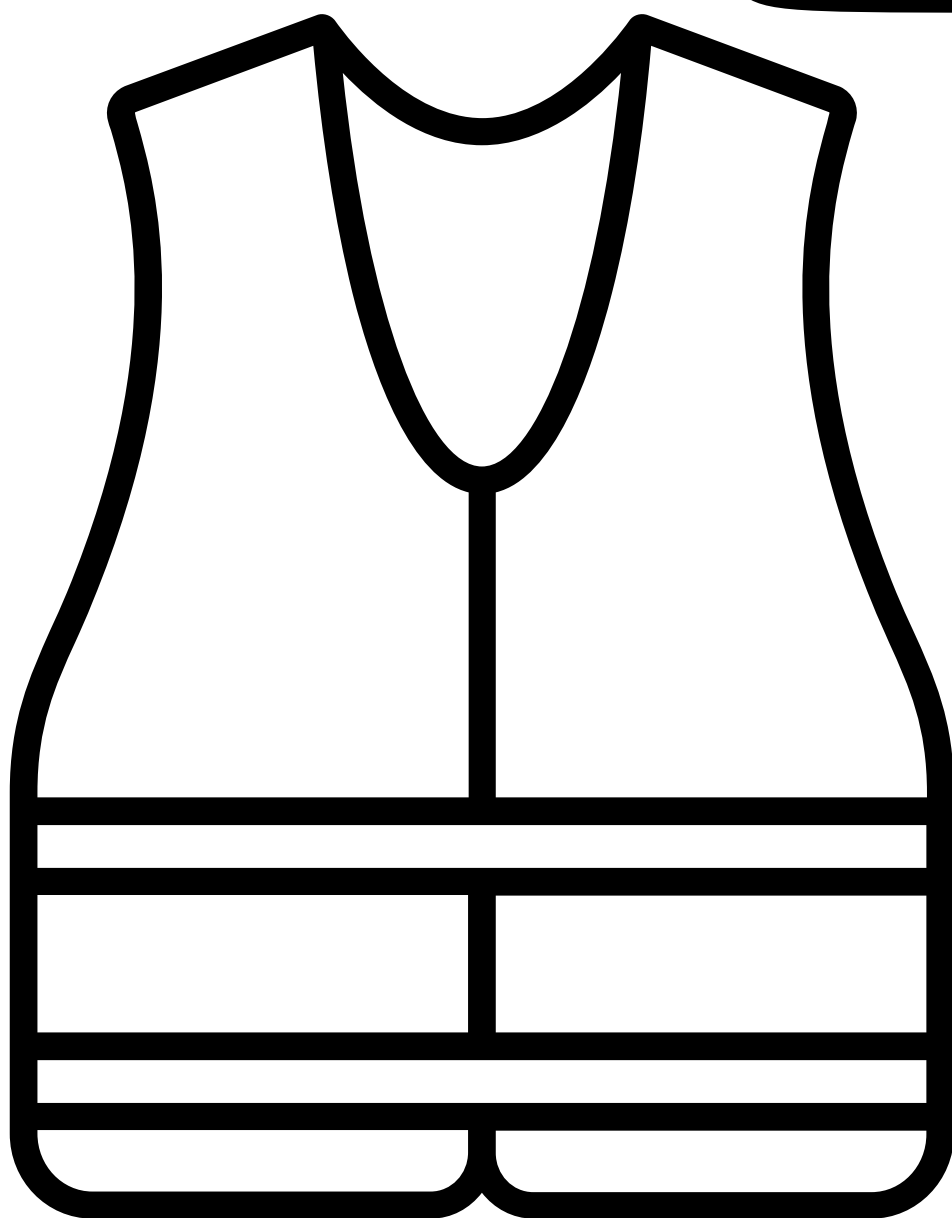
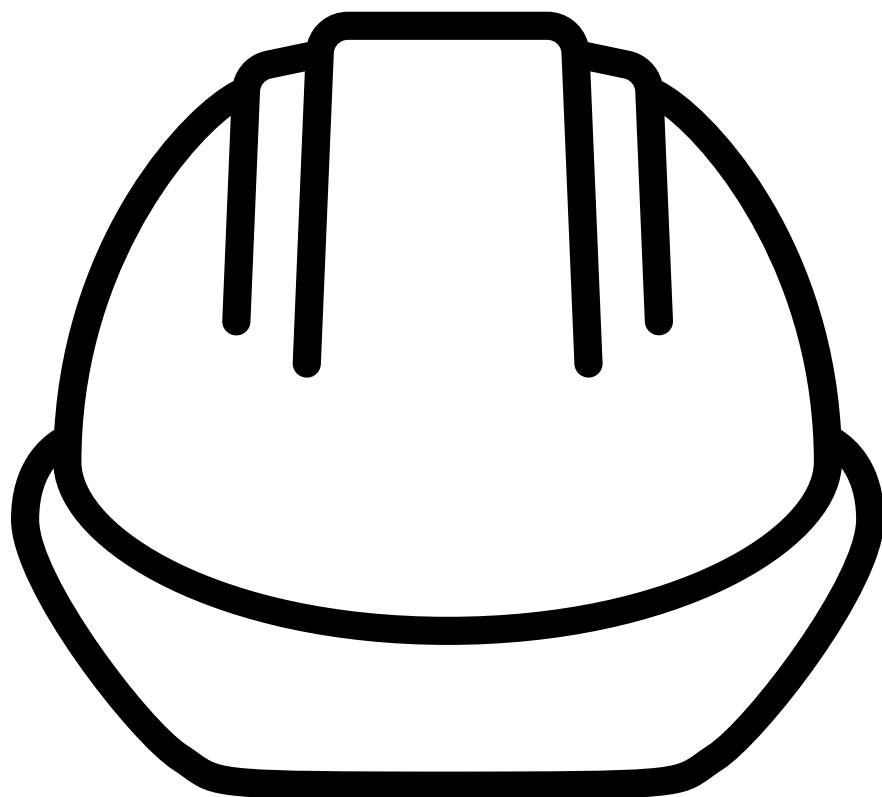













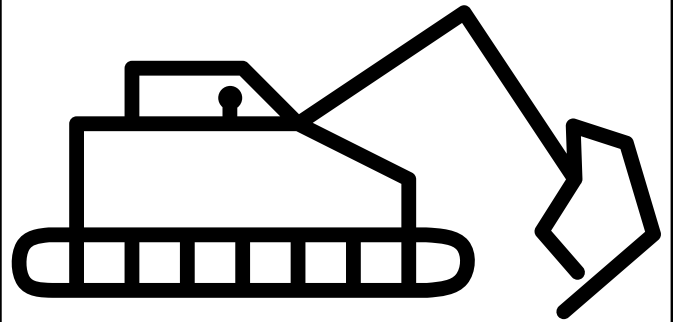
SPIN

like a cement mixer




DIG

like a backhoe




TIP

like a dump truck




SCOOP

like a loader



PUSH

like a bulldozer




LIFT

like a forklift



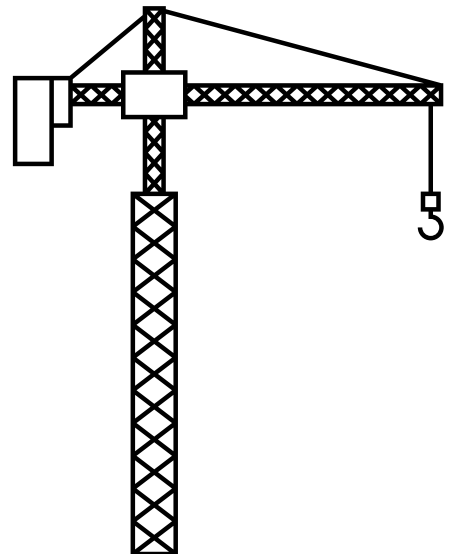
STOMP

like a jackhammer



STRETCH

like a crane



thank you

THANK YOU FOR RESPECTING MY WORK. ALL RIGHTS RESERVED. PURCHASE OF THIS PRODUCT ENTITLES THE PURCHASER THE RIGHT TO REPRODUCE THE PAGES IN LIMITED QUANTITIES FOR HOME OR SINGLE CLASSROOM USE ONLY. DUPLICATION FOR AN ENTIRE CO-OP, AN ENTIRE SCHOOL, AN ENTIRE SCHOOL SYSTEM OR COMMERCIAL PURPOSES IS STRICTLY FORBIDDEN WITHOUT WRITTEN PERMISSION FROM THE PUBLISHER.

resources

CLIP ART + FONTS FROM CANVA

similar resources

DINOSAUR TODDLER ACTIVITIES

connect with me

